

28<sup>th</sup> March 2013

## Club Circuit: Player Profile Transitioning

### BACKGROUND:

Squash Australia has decided to move away from SportyHQ to a new management system provided by 'revolutioniseSPORT'. The new management system utilizes a new player rating system known as 'SquashLevels'.

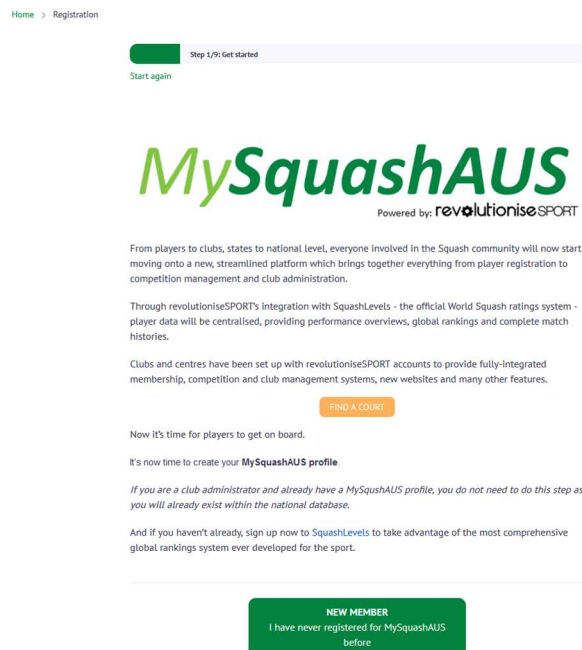
Currently there are approximately 60,000 player profile records within the SportyHQ system. In many cases these records have been found to contain poor quality information as well as duplicated information. These records have been rationalized down to approximately 20,000 which will be available for verification by players.

Part of the move away from SportyHQ requires players to verify their existing information in known records or create to a new record:

### PLAYER REGISTRATION PROCESS:

1. Go to <https://www.squashaus.com.au/rego/start/>

*See the MySquashAUS webpage appear*



Home > Registration

Step 1/9: Get started

Start again

# MySquashAUS

Powered by: revolutioniseSPORT

From players to clubs, states to national level, everyone involved in the Squash community will now start moving onto a new, streamlined platform which brings together everything from player registration to competition management and club administration.

Through revolutioniseSPORT's integration with SquashLevels - the official World Squash ratings system - player data will be centralised, providing performance overviews, global rankings and complete match histories.

Clubs and centres have been set up with revolutioniseSPORT accounts to provide fully-integrated membership, competition and club management systems, new websites and many other features.

[FIND A COURT](#)

Now it's time for players to get on board.

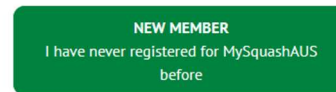
It's now time to create your **MySquashAUS** profile.

*If you are a club administrator and already have a MySquashAUS profile, you do not need to do this step as you will already exist within the national database.*

And if you haven't already, sign up now to SquashLevels to take advantage of the most comprehensive global rankings system ever developed for the sport.

**NEW MEMBER**  
I have never registered for MySquashAUS before

2. Select the **NEW MEMBER** button



3. Enter your details in available 'fields' and Choose 'Next Step'

*The Player database is now checked:*

If no player record exists continue to Step 4.

If a matching player record exists you will be prompted differently:  
Go down to Step 9

Step 1/9: Get started

Currently registering new member: **Tony DummyUser** [Start again](#)

First name\*  Last name\*

Date of birth\*

Gender identity\* ☒ Male ☐ Female ☐ Non-Binary ☐ Differently identify

State\*

[Next step](#)

4. At this stage toggle on 'Squash Australia Membership' and Choose 'Next Step'

Step 2/9: Select membership

Currently registering new member: **Tony DummyUser** [Go back a step](#) [Start again](#)

Select a membership type

Service fees for online payment apply, and will be calculated and displayed **prior to payment** dependent on any additional purchases, addons, or discount codes.

☒ **Squash Australia Membership** **\$0.00**

This will create a Squash Australia profile in preparation for the national membership database being rolled out on July 1.

[Next step](#)

**Note:**

Squash Australia is looking to develop and implement additional membership classes which will be able to ultimately distribute membership fees to other locations.  
i.e. Squash & Racquetball Victoria, Clubs etc

## 5. Add required details and Choose 'Next Step'

Address

Street*	Suburb*	Post code*
<input type="text" value="53 Gowrie Street"/>	<input type="text" value="Bentleigh East"/>	<input type="text" value="3165"/>
State/province*	Country*	
<input type="text" value="VIC"/>	<input type="text" value="Australia"/>	

---

Contact details

Home phone*	Mobile phone*
<input type="text" value="0422001743"/>	<input type="text" value="0422001743"/>
Email address*	Confirm email address*
<input type="text" value="tonybnash@gmail.com"/>	<input type="text" value="tonybnash@gmail.com"/>

---

Next step

## 6. Toggle on agreement etc and verify that you are 'not a robot' and Choose 'Next Step'

Step 7/9: Confirm

Currently registering new member: **Tony DummyUser** [Go back a step](#) [Start again](#)

Terms of registration [Download](#)

Squash Australia

- 1. Squash Australia Constitution
- 2. Member Protection Policy
- 3. Child Safeguarding Policy
  - 1. Child Safeguarding South Australian Addendum


Sport Integrity - Complementary Policies

- 1. Code of Conduct

☐ I agree to the Terms of Registration.\*

☐ I am over 18, or, if I am under 18, this registration has been filled out by and endorsed by my parent or guardian.\*

☒ I'm not a robot

 reCAPTCHA  
[Privacy](#) [Terms](#)

Next step

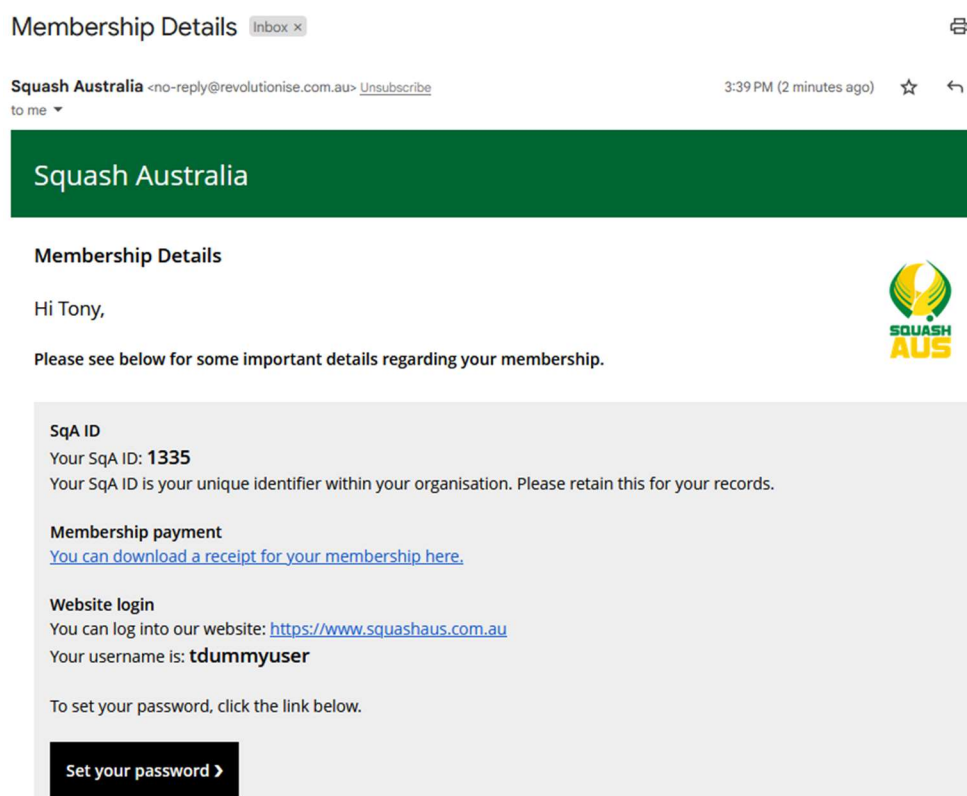
## 7. You have now created a new profile record and an email will be sent to your nominated address to continue the process.

[Home](#) > Thank you for registering

Thank you for submitting your registration! You will receive further information via email.

Return home

8. Go to your email and you will see a variety of information as well as a button to ‘Set Your Password’



Go to Step 10.

## 9. EXISTING PLAYER RECORD

If a known player profile exists you will get the following prompt and actions.



### Check your email!

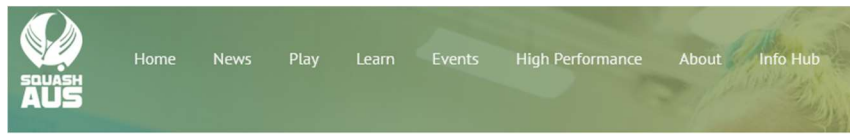
It looks like we already have a record of your membership, even though you have selected registration as a new member. You should receive a link via email, sent to **to\*\*\*\*\*h@gm\*\*Lcom**. Please click the link to proceed.

If your email address is incorrect, please contact Squash Australia for assistance.

At this stage the player should go to their email and complete the logon process.

- This will include verifying details within the profile
- Setting up a password.

## 10. Set your password



[Home](#) > [Reset password](#)

Enter and confirm your new password below. Your new password must:

- ✓ Have at least 8 characters
- ✓ Contain at least one lowercase letter
- ✓ Contain at least one number

New password

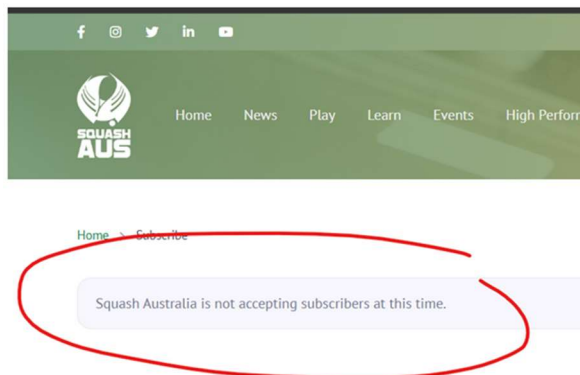
Confirm password

[Save password](#)

You will now have a new Squash Australia ID and Password and be ready to access a new player portal currently being developed.

**Note:**

Anyone with an existing profile who attempts to repeat Step 9. will get the following error message:



Any alterations you want to make after profile is updated/created should be done by logging into Squash Australia (<https://www.squashaus.com.au/login/>) to access your personal migrated information.